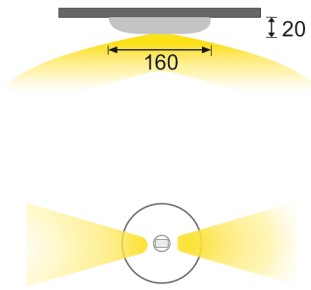


GINE CSE



Sıva üstü, Kaçış yolları aydınlatması EN1838'e göre ;
Surface mounted, Escape route lighting to EN1838

AGCSE



Özellikler

- * UV özellikli termoplastik PC gövde
- * %100 verimde acilde çalışma modeli
- * Optimum sıcaklığı sağlayan geniş soğutucu yüzeyli enjeksiyon alüminyum
- * Sıva üstü tavana kolay montaj
- * Yanlardan veya arkadan kablo girişi
- * Yüksek performans Lithium İyon pil
- * Yüksek CRI ve 240 lm Led aydınlatma
- * Acil durumda 3 saat yanabilme
- * Opsiyonel DALI uyumlu otomasyona entegre
- * Ral9016 beyaz renk gövde

Features

- * UV-featured PC thermoplastic housing
- * Non-maintained operation mode with %100
- * Large heat sink ensures optimum thermal management
- * Easy to install surface ceiling mounted
- * Side or back housing entry cable
- * High performance lithium ion battery
- * LED 240lm high CRI
- * Emergency operation time 3 hours
- * Optional inetgrated automation compatible Dali
- * Body color Ral 9016

Teknik Bilgiler

Technical Data

Çalışma gerilimi	Working voltage	: 220 - 230 V AC 50/60Hz±%10
Şebekeden çekilen güç	Mains supply power	: Led 4.5W;7.5 VA on charge
Şarj süresi	Charge duration	: 24 h (first use:48h)
Işık çıkış gücü	Light output power	: 3W
Işık çıkış akısı	Light output	: Non-maintained; Led 240lm,%100 on emerg.
Çalışma sıcaklığı	Amp temp.	: -0°C . . 45°C
Gövde sıcaklığı	Case temp.	: 75°C
Koruma sınıfı	Protection grade	: IP40
Elektrik sınıfı	Electrical classification	: II

Dali bağlantısı çift klemensDali systems double terminals DA, DB

Standartlar

Standards

EN 60598-1, EN 60598-2-22, EN 62034, EN 62386-201
EMC-2004/108/EC, LVD-2006/95/EC
TUV, CE, EAC, TSE

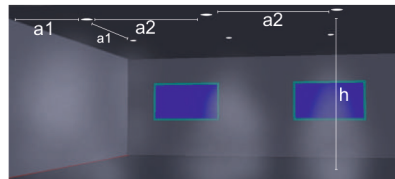
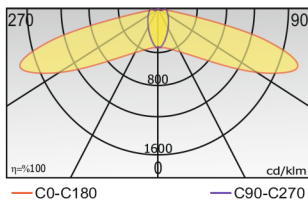
Gösterge

Enerji var yeşil yanıyor: Durum normal, pil şarj oluyor
Enerji var yeşil yanmıyor: Pil arıza
Enerji yok kırmızı yanıyor: Şebeke arıza

Indicator

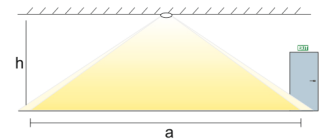
Mains on green on: Status normal, battery charging
Mains on green off: Battery fault
Mains off red on: Mains fault

Data, Photometric Data



Kaçış yolu aydınlatma
Illumination of escape routes

TS EN 1838 4.2.1



Mounting height (h)	Mounting distance (m)		
	a1	a2	a
2.5	10.1	24.1	20.0
3.0	10.9	26.4	23.2
4.0	12.0	30.0	26.3
5.0	12.3	32.7	28.4

Code	Type	Duration	Battery	Flux	Dimension	Weight
AGCSE L3	Non-Maintained 3W Led	3h	LifePo4 - 3.6V 1500mAh	300lm / 300lm	160x160x20	350gr.
AGCSE N3	Non-Maintained 3W Led	3h	Li-Ion - 3.7V 2000mAh	240lm	160x160x20	350gr.
AGCSE N1 DA	DALI Non-Maintained 1/3W Led	3h	Ni-Cd - 3.6V 2000mAh	240lm	160x160x20	350gr.
AGCSE CB	Non-Maintained 3W Led	CB	Central Battery - 216V DC	300lm / 300lm	160x160x20	350gr.
AGCSE CA	Non-Maintained traceable 3W Led	CB	Central Battery - 24V DC	300lm / 300lm	160x160x20	350gr.