



AEB

## Çift kafalı acil durum aydınlatma armatürü

### Twin spot emergency light



Detaylı bilgi  
More information

### Özellikler

- \* 20W veya 50W halojen ampullü çift spot
- \* Test butonu, şarj ve lamba kontrol göstergesi
- \* Aşırı şarj ve deşarj koruması
- \* Ters bağlantı koruması
- \* Uzun ömürlü kurşun asit akü
- \* EN 60598-2-22, EN 61347-2-7, EN 60925, EAC ve CE normlarına uygun
- \* 150cm kablolu ve fişli

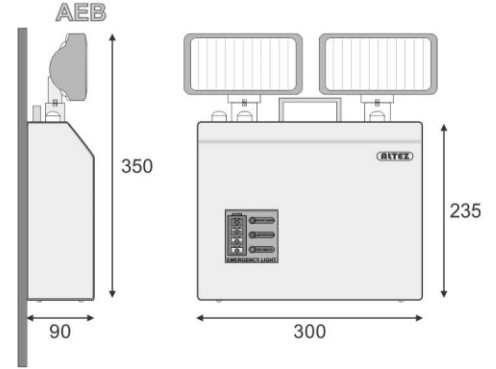
### Features

- \* Twin spot non-maintained 20W or 50W halogen lamp
- \* Test switch, charge and lamp detection indicator
- \* Deep discharge and over charge protection
- \* Reverse battery polarity protected
- \* Long life non-maintenance lead acid PB battery
- \* According to EN 60598-2-22, EN 61347, EN 55015, EAC, CE
- \* With cable and plug 150cm

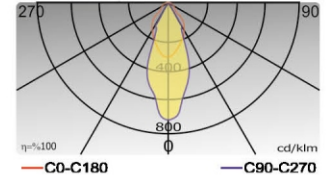
### Teknik Bilgiler

### Technical Data

Çalışma gerilimi	Working voltage	: 220 - 230 V AC 50/60Hz ±%10
Şebekeden çekilen akım	Mains supply current	: 0.075A
Şebekeden çekilen güç	Mains supply power	: 17 VA
Şarj süresi	Charge duration	: 24 h
Çalışma sıcaklığı	Amp. temp.	: -10°C . 45°C
Işık çıkışı akısı	Light output	: 2 x 300lm, 2 x 850lm
Gövde sıcaklığı	Case temp.	: 75°C
Koruma Sınıfı	Protection grade	: IP40
Elektrik Sınıfı	Electrical classification	: I
Batarya kapasitesi	Battery capacity	: 2 x 12V 7Ah




### Data, Photometric Data



### Aksesuar Accessuary

Deprem sehpası / Earthquake mounting shelf  
AAES-B 305x237x92mm, 1200gr.



Type of Mounting	Mounting Height	Mounting Distance (m)							
		a1	a2						
2m escape route	1x20W	2x20W	1x50W	2x50W	1x20W	2x20W	1x50W	2x50W	
	2.5	4.8	7.1	7.4	13.1	9.1	16.4	16.7	19.0
1.0 lux	4.0	-	-	-	-	12.1	19.5	20.2	21.5
Open area	2.5	4.0	6.0	6.3	12.0	8.0	12.9	13.3	15.7
	0.5 lux	4.0	5.1	7.7	8.1	8.1	11.3	19.2	20.4
	6.0	-	-	-	-	13.2	21.7	23.0	24.8



Kod, Code	Süresi, Duration	Ampul, Lamp	Batarya Gerilimi, Design Voltage	Işık Akısı, Flux	Paket Ölçü, Dimension	Ağırlık, Weight
-----------	------------------	-------------	----------------------------------	------------------	-----------------------	-----------------

AEB 23	3h	2x20W	2x12V 7A	2x300 lm	380x340x140	10000gr.
--------	----	-------	----------	----------	-------------	----------

AEB 51	1h	2x50W	2x12V 7A	2x850 lm	380x340x140	10000gr.
--------	----	-------	----------	----------	-------------	----------