



Product Datasheet



- Features :
 - Constant current mode power supply
 - Universal AC input / Full range
 - Withstand 265VAC Surge input for 60 seconds
 - Protections: Short circuit / Over voltage
 - Fully isolated plastic case
 - Small and compact size
 - Cooling by free air convection
 - IP20 design 100% full load burn-in test
 - Suitable for LED related fixture or appliance (such as LED Decoration or Advertisement devices)

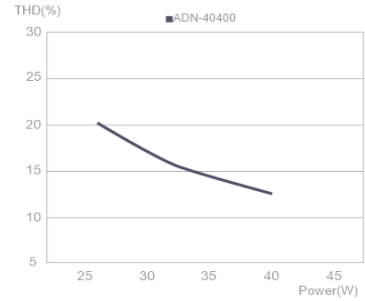
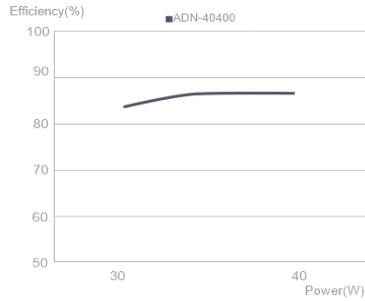
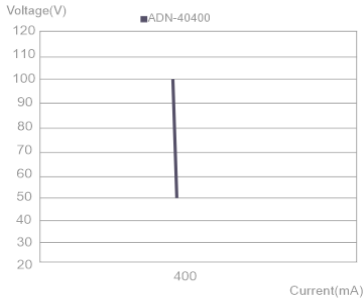
ADN-40400

40W Single Output Constant Current

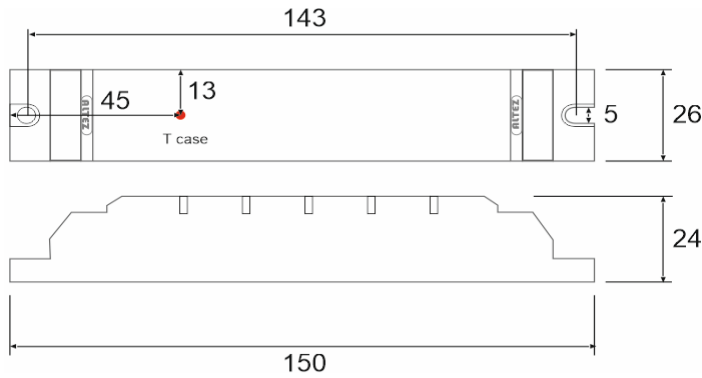
ELECTRICAL SPECIFICATIONS

MODEL	ADN-40400	
OUTPUT	RATED CURRENT	400mA
	NOMINAL DC VOLTAGE RANGE	50-100V
	RATED POWER	40W
	RIPPLE & NOISE (max.) Note.2	350mVp-p
	VOLTAGE TOLERANCE Note.3	±5.0%
	CURRENT ACCURACY	±8.0%
	LINE REGULATION	±1.0%
	LOAD REGULATION	±3.0%
	SETUP, RISE TIME	1500ms, 40ms full load at 230VAC
HOLD UP TIME (Typ.)	20ms full load at 230VAC	
INPUT	VOLTAGE RANGE	90 ~ 264VAC
	FREQUENCY RANGE	47 ~ 63Hz
	EFFICIENCY	88%
	NO-LOAD POWER	< 0.5W at 230VAC, typical
	POWER LOSS	5W full load at 230VAC, input power 45W max.
	NOMINAL CURRENT	0.099A full load, at 230VAC 50Hz
	POWER FACTOR	0.97 full load, at 230VAC 50Hz
	TOTAL HARMONIC DISTORTION (THD)	<20% full load, at 230VAC 50Hz
	INRUSH CURRENT	<45A (twidth=490 s measured at 50% Ipeak) at 230VAC 50Hz
	MAX. No. Of PSUs on 16A CIRCUIT BREAKER	17 units (circuit breaker of type B) / 28 units (circuit breaker of type C) at 230VAC 50Hz
PROTECTION	PROTECTION CLASS	Class II, Suitable for class I luminaires
	LEAKAGE CURRENT	0.25mA at 230VAC output floating
	OVERLOAD	Above 5% rated output power Protection type : Hiccup mode, recovers automatically after fault condition is removed
ENVIRONMENT	OVER VOLTAGE	130V Protection type : Shut off o/p voltage, clamping by zener diode
	OVER TEMPERATURE	Hiccup mode, recovers automatically after temperature goes down
	WORKING TEMP.	-30°C . . 70°C (Refer to "Derating Curve")
SAFETY & EMC (Note 4)	WORKING HUMIDITY	20 ~ 75% RH non-condensing
	STORAGE TEMP., HUMIDITY	-40°C . . 80°C, 10 ~ 95% RH
	TEMP. COEFFICIENT	±0.03%/°C (0 ~ 50°C)
	RATING	Indoor
	IP RATING	IP20
	MAINS SWITCHING CYCLES	> 100.000
	EXPECTED LIFETIME	35.000hrs tc Max =75°C, 10% failure rate, 50.000hrs tc Max =65°C, 10% failure rate IEC60068-2-6 TEST Fc (Sinusoidal), IEC60068-2-27 Test Ea and guidance: Shock, IEC60068-2-29 Basic Test Part2: Bump 10 ~ 500Hz, 2G 10min./cycle, period for 60min. Each along X, Y, Z axes
	VIBRATION	
PACKAGE	SAFETY STANDARDS	EN61347-1, Lamp controlgear - Part1:General and safety requirements
	SAFETY STANDARDS	EN61347-2-13, Lamp controlgear - Part2-13: Particular requirements for dc or ac supplied electronic control gear for Led modules
	WITHSTAND VOLTAGE	I/P-O/P:500VAC
	PERFORMANCE REQUIREMENTS	EN62384, DC or AC supplied electronic control gear for LED modules
	ISOLATION RESISTANCE	I/P - O/P > 7M Ohms / 500VDC / 25°C / 70% RH
	EMC EMISSION	EN55015, EN55032 (CISPR32) Class B, EN61000-3-2 Class A, EN61000-3-3
NOTE	EMC IMMUNITY	EN61547, EN61000-4-2,3,4,5,6,8,11, EN55024
	DIMENSION	Lenght 150mm, With 28mm, Height 24mm
	MOUNTING HOLE SPACING	Lenght 143mm, With 13mm
	WEIGHT&PACKING	70gr. 70pcs/13.0Kgs/0.71CUFT
CASING MATERIAL	Plastic	
NOTE	<p>1. All parameters NOT specially mentioned are measured at 230VAC input, rated load and 25°C of ambient temperature.</p> <p>2. Ripple & noise are measured at 20MHz of bandwidth by using a 12" twisted pair-wire terminated with a 0.1uf & 47uf parallel capacitor.</p> <p>3. Tolerance : includes set up tolerance, line regulation and load regulation.</p> <p>4. The power supply is considered as a component that will be operated in combination with final equipment, Since EMC performance will be affected by the complete installation, the final equipment manufacturers must re-qualify EMC Directive on the complete installation again.</p>	

Diagrams



Mecanical Specification



Wiring Diagram

