



Product Datasheet

■ Features :

- Constant current mode power supply
- Universal AC input / Full range
- Withstand 265VAC Surge input for 60 seconds
- Protections: Short circuit / Over voltage
- Fully isolated plastic case
- Small and compact size
- Cooling by free air convection
- IP20 design 100% full load burn-in test
- Suitable for LED related fixture or appliance (such as LED Decoration or Advertisement devices)

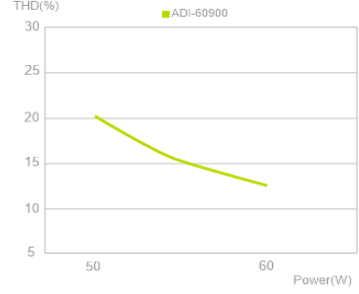
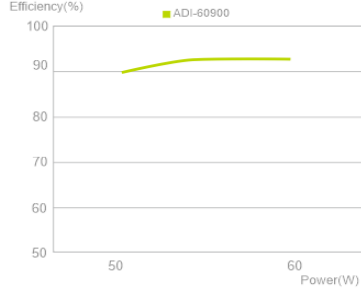
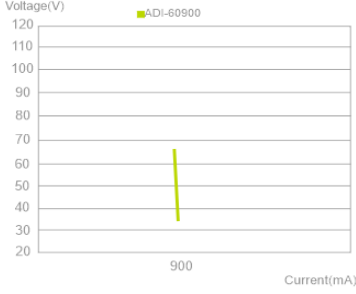
ADI-60900

60W Single Output Constant Current

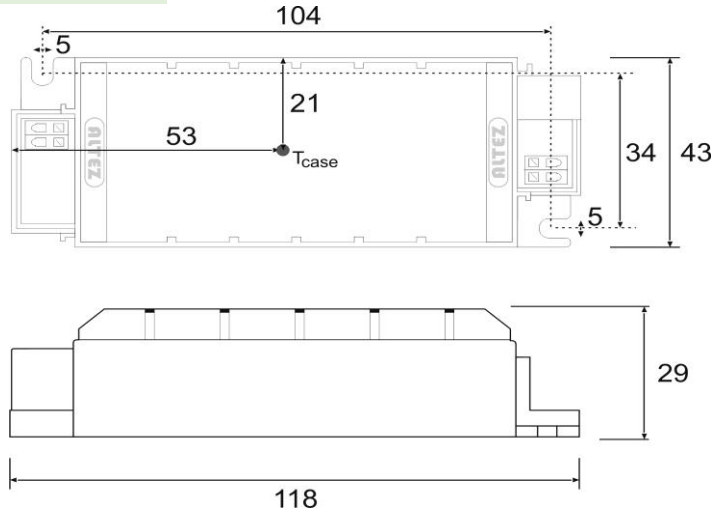
ELECTRICAL SPECIFICATIONS

MODEL		ADI-60900
OUTPUT	RATED CURRENT	900mA
	NOMINAL DC VOLTAGE RANGE	33-66V
	RATED POWER	60W
	RIPPLE & NOISE (max.) Note.2	±2.0%
	VOLTAGE TOLERANCE Note.3	±5.0%
	CURRENT ACCURACY	±3.0%
	LINE REGULATION	±2.0%
	LOAD REGULATION	±1.0%
	SETUP, RISE TIME	1000ms, 40ms full load at 230VAC
HOLD UP TIME (Typ.)	20ms full load at 230VAC	
INPUT	VOLTAGE RANGE	220 ~ 240VAC
	FREQUENCY RANGE	47 ~ 63Hz
	EFFICIENCY	92%
	NO-LOAD POWER	0.02W at 230VAC, typical
	POWER LOSS	5,2W full load at 230VAC, input power 65,2W max.
	NOMINAL CURRENT	0.047A full load, at 230VAC 50Hz
	POWER FACTOR	0,95 full load, at 230VAC 50Hz
	TOTAL HARMONIC DISTORTION (THD)	<12% full load, at 230VAC 50Hz
	INRUSH CURRENT	<45A (twidh=490 s measured at 50% lpeak) at 230VAC 50Hz
	MAX. No.Of PSUs on 16A CIRCUIT BREAKER	17 units (circuit breaker of type B) / 28 units (circuit breaker of type C) at 230VAC 50Hz
PROTECTION	PROTECTION CLASS	Class II, Suitable for class I luminaires
	LEAKAGE CURRENT	0.25mA at 230VAC output floating Approx 2% output power value
	OVERLOAD	Protection type : Hiccup mode, recovers automatically after fault condition is removed
	OVER VOLTAGE	~ 86V Protection type : Shut off o/p voltage, clamping by zener diode
ENVIRONMENT	OVER TEMPERATURE	Hiccup mode, recovers automatically after temperature goes down
	WORKING TEMP.	-30°C .. 70°C (Refer to "Derating Curve")
	WORKING HUMIDITY	20 ~ 75% RH non-condensing, in luminaire
	STORAGE TEMP., HUMIDITY	-40°C .. 80°C, 10 ~ 60% RH
	TEMP. COEFFICIENT	±0.03%/°C (0 ~ 50°C)
	RATING	Indoor
	IP RATING	IP20
	MAINS SWITCHING CYCLES	> 100.000
SAFETY & EMC (Note 4)	EXPECTED LIFETIME	35.000hrs tc Max =75°C, 10% failure rate, 50.000hrs tc Max =45°C, 10% failure rate IEC60068-2-6 TEST Fc (Sinusoidal), IEC60068-2-27 Test Ea and guidance: Shock, IEC60068-2-29 Basic Test Part2: Bump 10 ~ 500Hz, 2G 10min./cycle, period for 60min. Each along X, Y, Z axes
	VIBRATION	
	SAFETY STANDARDS	EN61347-1, Lamp controlgear - Part1:General and safety requirements
	SAFETY STANDARDS	EN61347-2-13, Lamp controlgear - Part2-13: Particular requirements for dc or ac supplied electronic control gear for Led modules
	WITHSTAND VOLTAGE	I/P-O/P:3KVAC 5mA 60 second
	PERFORMANCE REQUIREMENTS	EN62384, DC or AC supplied electronic control gear for LED modules
	ISOLATION RESISTANCE	I/P - O/P > 6M Ohms / 500VDC / 25°C / 70% RH
PACKAGE	EMC EMISSION	EN55015, EN55032 (CISPR32) Class B, EN61000-3-2 Class A, EN61000-3-3
	EMC IMMUNITY	EN61547, EN61000-4-2,3,4,5,6,8,11, EN55024
	DIMENSION	Length 155/118mm, With 43mm, Height 29mm
	MOUNTING HOLE SPACING	Length 150mm, With40mm
NOTE	WEIGHT&PACKING	100gr. 70pcs/13.0Kgs/0.71CUFT
	CASING MATERIAL	Plastic
NOTE		1. All parameters NOT specially mentioned are measured at 230VAC input, rated load and 25°C of ambient temperature. 2. Ripple & noise are measured at 20MHz of bandwidth by using a 12" twisted pair-wire terminated with a 0.1uf & 47uf parallel capacitor. 3. Tolerance : includes set up tolerance, line regulation and load regulation. 4. The power supply is considered as a component that will be operated in combination with final equipment, Since EMC performance will be affected by the complete installation, the final equipment manufacturers must re-qualify EMC Directive on the complete installation again.


Diagrams



Mecanical Specification



Wiring Diagram





Product Datasheet

■ Features :

- Constant current mode power supply
- Universal AC input / Full range
- Withstand 265VAC Surge input for 60 seconds
- Protections: Short circuit / Over voltage
- Fully isolated plastic case
- Small and compact size
- Cooling by free air convection
- IP20 design 100% full load burn-in test
- Suitable for LED related fixture or appliance (such as LED Decoration or Advertisement devices)

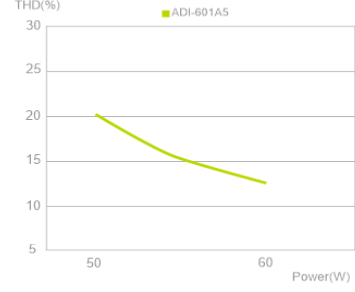
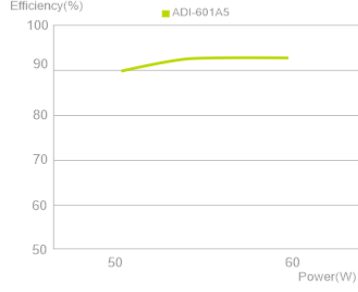
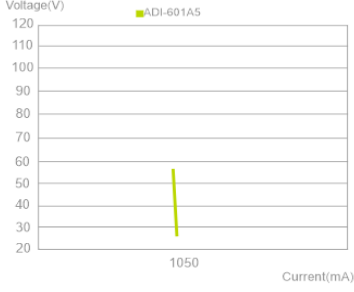
ADI-601A5

60W Single Output Constant Current

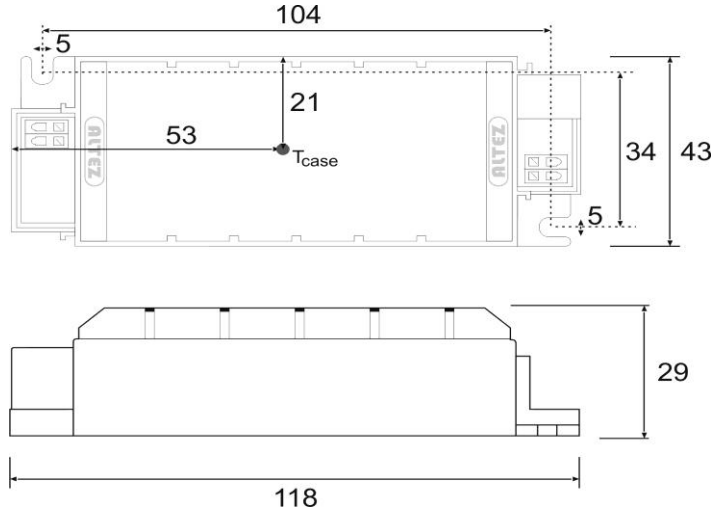
ELECTRICAL SPECIFICATIONS

MODEL	ADI-601A5	
OUTPUT	RATED CURRENT	1050mA
	NOMINAL DC VOLTAGE RANGE	28-57V
	RATED POWER	60W
	RIPPLE & NOISE (max.) Note.2	±2.0%
	VOLTAGE TOLERANCE Note.3	±5.0%
	CURRENT ACCURACY	±3.0%
	LINE REGULATION	±2.0%
	LOAD REGULATION	±1.0%
	SETUP, RISE TIME	1000ms, 40ms full load at 230VAC
HOLD UP TIME (Typ.)	20ms full load at 230VAC	
INPUT	VOLTAGE RANGE	220 ~ 240VAC
	FREQUENCY RANGE	47 ~ 63Hz
	EFFICIENCY	92%
	NO-LOAD POWER	0.02W at 230VAC, typical
	POWER LOSS	5,2W full load at 230VAC, input power 65,2W max.
	NOMINAL CURRENT	0.047A full load, at 230VAC 50Hz
	POWER FACTOR	0,95 full load, at 230VAC 50Hz
	TOTAL HARMONIC DISTORTION (THD)	<12% full load, at 230VAC 50Hz
	INRUSH CURRENT	<45A (twidh=490 s measured at 50% lpeak) at 230VAC 50Hz
PROTECTION	MAX. No.Of PSUs on 16A CIRCUIT BREAKER	17 units (circuit breaker of type B) / 28 units (circuit breaker of type C) at 230VAC 50Hz
	PROTECTION CLASS	Class II, Suitable for class I luminaires
	LEAKAGE CURRENT	0.25mA at 230VAC output floating Approx 2% output power value
PROTECTION	OVERLOAD	Protection type : Hiccup mode, recovers automatically after fault condition is removed
	OVER VOLTAGE	~ 75V Protection type : Shut off o/p voltage, clamping by zener diode
	OVER TEMPERATURE	Hiccup mode, recovers automatically after temperature goes down
ENVIRONMENT	WORKING TEMP.	-30°C .. 70°C (Refer to "Derating Curve")
	WORKING HUMIDITY	20 ~ 75% RH non-condensing, in luminaire
	STORAGE TEMP., HUMIDITY	-40°C .. 80°C, 10 ~ 60% RH
	TEMP. COEFFICIENT	±0.03%/°C (0 ~ 50°C)
	RATING	Indoor
	IP RATING	IP20
	MAINS SWITCHING CYCLES	> 100.000
SAFETY & EMC (Note 4)	SAFETY STANDARDS	EN61347-1, Lamp controlgear - Part1:General and safety requirements
	SAFETY STANDARDS	EN61347-2-13, Lamp controlgear - Part2-13: Particular requirements for dc or ac supplied electronic control gear for Led modules
	WITHSTAND VOLTAGE	I/P-O/P:3KVAC 5mA 60 second
SAFETY & EMC (Note 4)	PERFORMANCE REQUIREMENTS	EN62384, DC or AC supplied electronic control gear for LED modules
	ISOLATION RESISTANCE	I/P - O/P > 6M Ohms / 500VDC / 25°C / 70% RH
	EMC EMISSION	EN55015, EN55032 (CISPR32) Class B, EN61000-3-2 Class A, EN61000-3-3
	EMC IMMUNITY	EN61547, EN61000-4-2,3,4,5,6,8,11, EN55024
	PACKAGE	DIMENSION
PACKAGE	MOUNTING HOLE SPACING	Length 150mm, With40mm
	WEIGHT&PACKING	100gr. 70pcs/13.0Kgs/0.71CUFT
	CASING MATERIAL	Plastic
NOTE	<p>1. All parameters NOT specially mentioned are measured at 230VAC input, rated load and 25°C of ambient temperature.</p> <p>2. Ripple & noise are measured at 20MHz of bandwidth by using a 12" twisted pair-wire terminated with a 0.1uf & 47uf parallel capacitor.</p> <p>3. Tolerance : includes set up tolerance, line regulation and load regulation.</p> <p>4. The power supply is considered as a component that will be operated in combination with final equipment, Since EMC performance will be affected by the complete installation, the final equipment manufacturers must re-qualify EMC Directive on the complete installation again.</p>	

Diagrams



Mecanical Specification



Wiring Diagram

